

## PS-6100 6 Volt 12.0 AH

### Rechargeable Sealed Lead Acid Battery

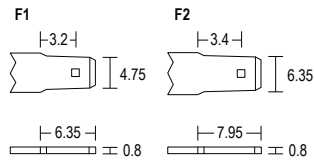


We've Got The Power.™

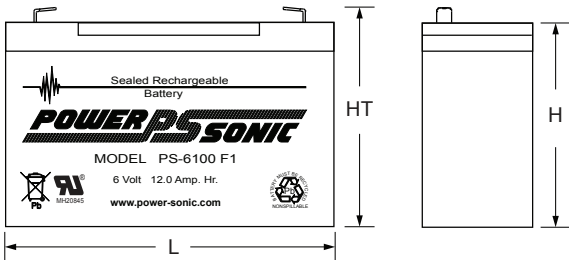



### Terminals (mm)

- F1 - Quick disconnect tabs, 0.187" x 0.032" - Mate with AMP. INC. FASTON "187" series
- F2 - Quick disconnect tabs, 0.250" x 0.032" - Mate with AMP. INC. FASTON "250" series



### Physical Dimensions: in (mm)



L: 5.95 (151) W: 2.00 (51) H: 3.70 (94) HT: 3.86 (98)

Tolerances are +/- 0.04 in. (+/- 1mm) and +/- 0.08 in. (+/- 2mm) for height dimensions. All data subject to change without notice.

### Features

- Absorbent Glass Mat (AGM) technology for superior performance
- Valve regulated, spill proof construction allows safe operation in any position
- Power/volume ratio yielding unrivaled energy density
- Rugged impact resistant ABS case and cover (UL94-HB)
- Approved for transport by air. D.O.T., I.A.T.A., F.A.A. and C.A.B. certified
- U.L. recognized under file number MH 20845

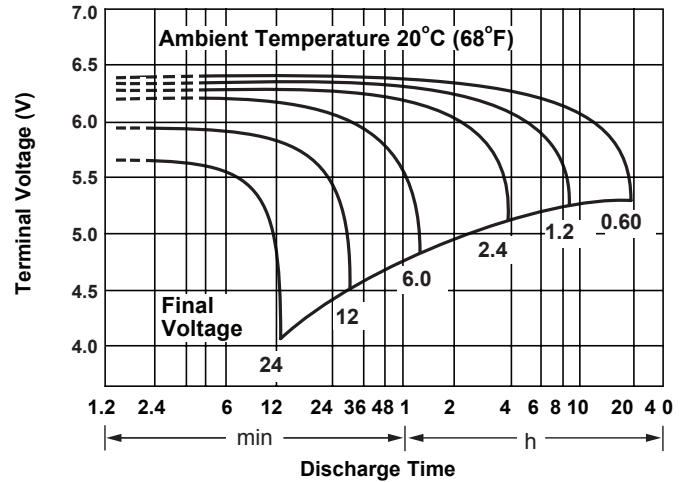
### Performance Specifications

<b>Nominal Voltage</b> .....	6 volts (3 cells)
<b>Nominal Capacity</b>	
20-hr. (600mA to 5.25 volts) .....	12.00 AH
10-hr. (1.15A to 5.25 volts) .....	11.50 AH
5-hr. (2.1A to 5.10 volts) .....	10.50 AH
1-hr. (7.3A to 4.50 volts) .....	7.30 AH
15-min. (22.3A to 4.50 volts).....	5.58 AH
<b>Approximate Weight</b> .....	4.30 lbs. (1.95 kg)
<b>Energy Density</b> (20-hr. rate) .....	1.64 W-h/in <sup>3</sup> (99.79 W-h/l)
<b>Specific Energy</b> (20-hr. rate) .....	16.74 W-h/lb (36.91 W-h/kg)
<b>Internal Resistance</b> (approx.) .....	10 milliohms
<b>Max Discharge Current</b> (7 Min.) .....	36.0 amperes
<b>Max Short-Duration Discharge Current</b> (10 Sec.).....	120.0 amperes
<b>Shelf Life</b> (% of nominal capacity at 68°F (20°C))	
1 Month .....	97%
3 Months.....	91%
6 Months .....	83%
<b>Operating Temperature Range</b>	
Charge.....	-4°F (-20°C) to 122°F (50°C)
Discharge.....	-40°F (-40°C) to 140°F (60°C)
<b>Case</b> .....	ABS Plastic
<b>Power-Sonic Chargers</b> .....	PSC-61000A, 61000A-C

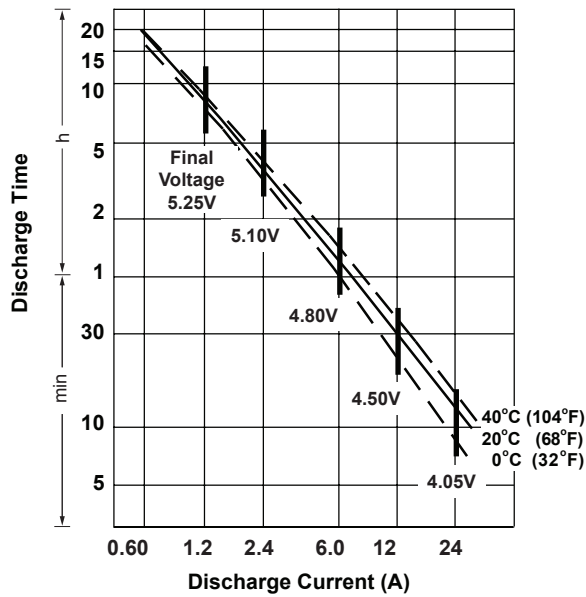
**Shelf Life & Storage**



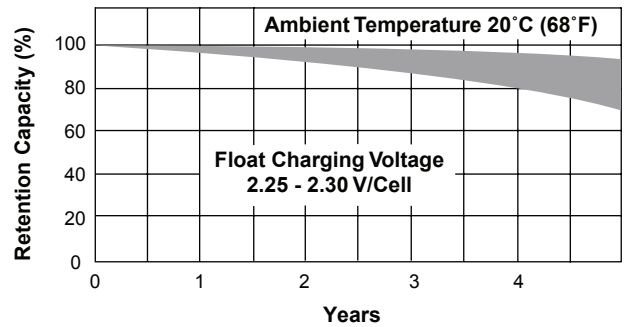
**Discharge Characteristics**



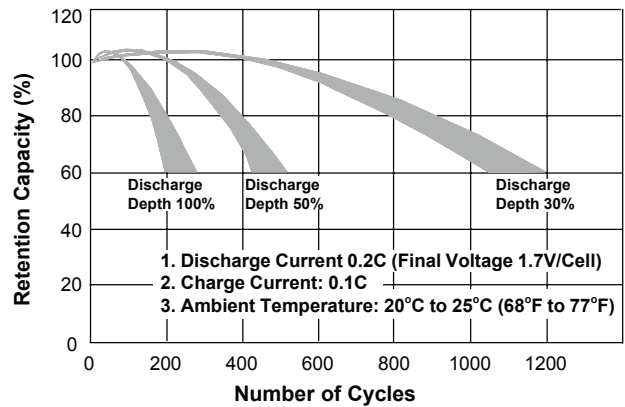
**Discharge Time vs. Discharge Current**



**Life Characteristics in Stand-By Use**



**Life Characteristics in Cyclic Use**



**Charging**

**Cycle Applications:** Limit initial current to 3.6A. Charge until battery voltage (under charge) reaches 7.20 to 7.35 volts at 68°F (20°C). Hold at 7.20 to 7.35 volts until current drops to under 120mA. Battery is fully charged under these conditions, and charger should be disconnected or switched to “float” voltage.

**“Float” or “Stand-By” Service:** Hold battery across constant voltage source of 6.75 to 6.90 volts continuously. When held at this voltage, the battery will seek its own current level and maintain itself in a fully charged condition.

**Note:** Due to the self-discharge characteristics of this type of battery, it is imperative that they be charged within 6 months of storage, otherwise permanent loss of capacity might occur as a result of sulfation.

**Chargers**

Power-Sonic offers a wide range of chargers suitable for batteries up to 100AH. Please refer to the Charger Selection Guide in our specification sheets for “C-Series Switch Mode Chargers” and “Transformer Type A and F Series”. Please contact our Technical department for advice if you have difficulty in locating suitable models.

**Further Information**

Please refer to our website [www.power-sonic.com](http://www.power-sonic.com) for a complete range of useful downloads, such as product catalogs, material safety data sheets (MSDS), ISO certification, etc..

**Contact Information**

**DOMESTIC SALES**

Tel: +1-619-661-2020  
 Fax: +1-619-661-3650  
 national-sales@power-sonic.com

**CUSTOMER SERVICE**

Tel: +1-619-661-2030  
 Fax: +1-619-661-3648  
 customer-service@power-sonic.com

**TECHNICAL SUPPORT**

Tel: +1-619-661-2020  
 Fax: +1-619-661-3648  
 support@power-sonic.com

**INTERNATIONAL SALES**

Tel: +1-650-364-5001  
 Fax: +1-650-366-3662  
 battery@power-sonic.com